



Incy Wincy Spider



 [Click this link to sing along](#)

WORLD
Nursery Rhyme Week
Sing With Piccolo
Official Music Partner
11th to 15th November 2024
www.singwithpiccolo.com






Incy Wincy Spider climbed up the spout
Down came the rain and washed poor Incy out
(Whoosh)



Out came the sunshine and dried up all the rain
So Incy Wincy Spider climbed up the spout again





Incy Wincy Spider climbed up the trees
Down came the snow and made poor Incy freeze
Brrrr
Out came the sunshine and melted all the snow
So Incy Wincy Spider had another go






Incy Wincy Spider climbed up the spout
Down came the rain and washed poor Incy out
(Whoosh)



Out came the sunshine and dried up all the rain
So Incy Wincy Spider climbed up the spout again





Incy Wincy Spider


The Whole Song



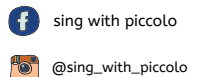

Incy Wincy Spider climbed up the spout
 Down came the rain and washed poor Incy out
 (Whoosh)
 Out came the sunshine and dried up all the rain
 So Incy Wincy Spider climbed up the spout again



Incy Wincy Spider climbed up the trees
 Down came the snow and made poor Incy freeze
 Brrr
 Out came the sunshine and melted all the snow
 And Incy Wincy Spider had another go



Incy Wincy Spider climbed up the spout
 Down came the rain and washed poor Incy out
 (Whoosh)
 Out came the sunshine and dried up all the rain
 So Incy Wincy Spider climbed up the spout again



Singing Ring Game

Children hold hands in a circle and walk round as they sing the first line

As the spider is washed out they all hold hands and run in with a whoosh like the 'hokey cokey' **Tiptoe** round for the sunshine and then walk round.

For the second verse, walk round and then into the middle for the snow so you can all cuddle when Incy freezes.

Tiptoe round for the sunshine and walk round again.

Don't forget Incy can be wearing different types of shoes which can **encourage stamping, tiptoeing, running, changing the tempo and dynamics.**

Educational Focus: This activity promotes physical coordination, **rhythmic movement**, and imaginative play while enhancing social interaction and understanding of **tempo and dynamics** through varied movements and role-play.



Car journey challenge

What other animals could you sing about?

Teeny weeny ladybird...Itsy bitsy beetle...

Incy Wincy is sung in many countries in **different languages**, why not learn to sing it in another language?

Educational Focus: This activity enhances **language development and cultural awareness** by encouraging children to learn and sing nursery rhymes in multiple languages and about various animals.

Singing with Percussion

1. Gather Instruments:

- Distribute claves and shakers or guiros, plus triangles to the children.

2. Sing the Song:

- Lead the children in singing the "Incy Wincy Spider" song.

3. Add Percussion:

- First Line: As "Incy Wincy spider climbed up the spout," tap the **claves or guiro** rhythmically to mimic the spider climbing.
- Second Line: For "Down came the rain and washed the spider out," **shake the shakers or guiro** to represent the rain falling.
- Third Line: "Out came the sun and dried up all the rain," **ting the triangle** to signify the sunshine.
- Fourth Line: Repeat the **tapping of the claves or guiro** for "And Incy Wincy spider climbed up the spout again."

4. Practise Together:

- Sing the song again, this time incorporating the percussion instruments with each corresponding action.

5. Repeat and Explore Dynamics:


- Encourage children to repeat the song, playing the percussion instruments softly and loudly to **explore dynamics.**
- **Vary the tempo** of the song, playing faster and slower to further understand rhythmic changes.

Educational Focus

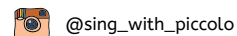
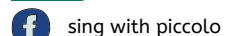

These activities enhance children's **musicality, coordination, and teamwork** by integrating singing with physical actions and percussion, while also developing their understanding of **dynamics and rhythm.**

Click the links to explore!



 [Click this link to sing along](#)

Incy Wincy Spider



A Fun Challenge for Children and Adults

Try **walking/stamping** your feet to the **beat** and **clapping the rhythm** (words) of the song at the same time. A bit like rubbing your tummy and patting your head! Good one for the staff room :)

Educational Focus: To develop **coordination and rhythmic skills.**

Sing with Puppets

Take it in turns as to who has the spider puppet. One child can hold the puppet and the other can be the drain pipe and the spider walks up the pipe or tree. Then change over. In the second verse Incy Wincy climbs the trees and freezes in the snow.

What else could the spider climb up?

Educational focus: To foster **creativity, turn-taking, and fine motor skills** through **role-playing** and manipulating the spider puppet.



Sing and Draw

This is our adaptation of the lovely Story Massage Programme. You can draw some lovely pictures on each other's backs with your hands or fingers as you sing this song.

Educational Focus: To enhance **sensory awareness, creativity, and social bonding.**



Listen to our other new animal songs

Wiggly Caterpillar who turns into a butterfly

Animals of the Night with bats and moles

Piccolo's Bike Ride with ducks and cows

Prickly Hedgehog who rolls in a ball then jumps up to say boo!

Incy Wincy Spider

Clapping and Patting Game

1. Form Pairs:

- Have the children pair up and stand facing each other.

2. Sing Together:

- Sing the "Incy Wincy Spider" song together, one line at a time.

3. Practise Clapping and Patting:

- Explain that they will now clap their own hands and pat their partners - clap clap, pat pat..

4. "Incy Wincy spider climbed up the water spout":

- Clap their own hands twice (clap, clap). Clap their partner's hands twice (pat pat).
- Clap clap. Pat

5. "Down came the rain and washed the spider out":

- Partners raise their hands and wiggle their fingers down like rain.
- Clap their partner's hands twice (clap, clap). and one pat

6. "Out came the sun and dried up all the rain":

- Partners raise their hands in a circle (like a sun) and then bring their hands down.

7. "And the Incy Wincy spider climbed up the spout again":

- Clap their own hands twice (clap, clap). Clap their partner's hands twice (pat pat).
- Clap clap. Pat

8. Repeat and Enhance:

- Encourage the children to repeat the song and actions, getting more comfortable with the rhythm and coordination.
- Suggest **varying the tempo** (slow/fast) **and dynamics** (quiet/loud) for added fun and challenge.

9. Enjoy and Explore:

- Allow children to explore and create their own variations of the clapping game, fostering creativity and cooperative play.

Educational Focus: Children will learn a fun and interactive clapping and patting game that promotes **musicality, coordination, and teamwork.**

Click the links to explore!

