

# The Big Ship Sails




 [Click this link to song along](#)



The big ship sails on the ally ally oh  
The ally ally oh, the ally ally oh  
The big ship sails on the ally ally oh  
On the last day of September







Ally ally oh, ally oh  
On the last day of September




The captain said, "It'll never never do  
Never never do, never never do"

The captain said, "It'll never never do"  
On the last day of September







Ally ally oh, ally oh  
On the last day of September



The big ship sank to the bottom of the sea,  
The bottom of the sea, the bottom of the sea  
The big ship sank to the bottom of the sea  
On the last day of September







Ally ally oh, ally oh  
On the last day of September



We all dip our heads in the deep blue sea  
The deep blue sea, the deep blue sea  
We all dip our heads in the deep blue sea  
On the last day of September







Ally ally oh, ally oh  
On the last day of September



# The Big Ship Sails

## The Whole Song

The big ship sails on the ally ally oh  
The ally ally oh, the ally ally oh  
The big ship sails on the ally ally oh  
On the last day of September



Ally ally oh, ally oh  
On the last day of September



The big ship sank to the bottom of the sea,  
The bottom of the sea, the bottom of the sea  
The big ship sank to the bottom of the sea  
On the last day of September



Ally ally oh, ally oh  
On the last day of September



The captain said, "It'll never never do  
Never never do, never never do"  
The captain said, "It'll never never do"  
On the last day of September



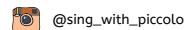
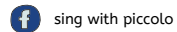

We all dip our heads in the deep blue sea  
The deep blue sea, the deep blue sea  
We all dip our heads in the deep blue sea  
On the last day of September



Ally ally oh , ally oh  
On the last day of September



Ally ally oh , ally oh  
On the last day of September



# Clapping Game



Click this link  
to song along

- 1. Standing opposite a partner:**
  - Clap your own hands and then pat your partner's opposite hands to the beat
- 2. Whenever we sing "last day of September":**
  - Perform a repeated pattern: Clap, pat, touch shoulders, touch thighs for "last day of Sept," then pat twice for "tember."
- 3. First verse:**
  - Clap and pat to the beat.
- 4. "Ally Ally Oh":**
  - Each time: Clap, pat, touch shoulders, touch thighs (repeat x3).
  - Pat twice on the last two syllables of "September."
- 5. "Captain says":**
  - Salute the captain.
- 6. "Never never do":**
  - Shake finger from side to side and shake head as if saying "no."
- 7. "Big ship sank":**
  - Clap and pat to the beat
- 8. "Bottom of the sea":**
  - Point down with both fingers.
- 9. "Dip our heads":**
  - Turn around with backs to each other and look through your legs at the other person.



**Educational Focus:** This clapping game enhances **motor skills, rhythm, coordination, listening skills,** social interaction, and cognitive development through structured movements and partner interactions.

## Some other kneebouncers

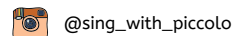
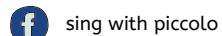

- [The Grand Old Duke of York](#)
- [Slow Snails and Busy Bees](#)
- [Ring a Ring O' Roses](#)
- [Piccolo's Bike Ride](#)



**Kneebouncer** with child sitting opposite or on knees

- 1. "The big ship sails on the ally-ally-oh"**
  - **Action:** Row back and forth.
- 2. "The ally-ally-oh, the ally-ally-oh"**
  - **Action:** Rock side to side or bounce.
- 3. "The captain says it will never, never do"**
  - **Action:** Salute the captain and shake finger and head.
- 4. "The big ship sank to the bottom of the sea"**
  - **Action:** Raise child on knee and drop/bump to the floor.
- 5. "Dip our heads to the bottom of the sea"**
  - **Action:** Put your head in your child's tummy and tickle with your head or fingers.

**Educational Focus:** This activity enhances gross motor skills, **rhythm,** coordination, **social and emotional development,** and promotes bonding through interactive play.



Click the links  
to explore!




## Silent Singing with Actions

1. **Sing the song in your head**, only singing out loud the word "September."
2. **Pick a word** or words beginning with a certain letter (e.g., 's'):
  - Each time you reach that word in the song, perform a specific action (e.g., clap when you sing a word beginning with 's').

**Educational Focus:** This activity enhances listening skills, attention to detail, and phonemic awareness.

It also improves **self-control and memory** as children need to follow the song internally and perform specific actions at the correct moments. Additionally, it promotes cognitive flexibility by combining **silent singing with physical actions**.



## Paddling Pool in the Garden

Make a **paper boat** and sail it in your paddling pool or in the bath and sing the song

**Education Focus:** This activity promotes holistic development by engaging multiple senses and cognitive skills including fine motor skills, **scientific exploration** and **creativity and imagination** while providing a fun and enjoyable experience.

## Sing and Draw



You can use some of the strokes from the **Story Massage** Programme and invent some of your own to draw out the song on a child's back, baby's tummy or a teddy.

We have separate sheets to Sing and Draw in **our teaching resources**

## Standing up in a Circle

1. **First verse:**
  - Holding hands in a circle, walk around.
2. **"Ally Ally Oh":**
  - Each time, move arms up and down to make waves.
3. **"Captain says it will never, never do":**
  - Walk into the middle and shake your finger and head as if saying "no."
4. **"The big ship sank to the bottom of the sea":**
  - Holding hands or noses, crouch down.
5. **"Dip our heads to the bottom of the sea":**
  - Turn around with backs to the center of the circle, look through your legs to others across the circle, and wave.

**Educational Focus:** This activity enhances gross motor skills, **coordination, and spatial awareness**. It promotes social interaction, teamwork, and following instructions. Additionally, it encourages imaginative play and physical movement, contributing to overall physical and social-emotional development.

## The Big Ship Sails



Click this link to sing along

Click the links to explore!



## Put on a Puppet Show

As this song tells a little story it would be great for a little **puppet show**. You could make tickets and seaside biscuits and cakes and provide a whole afternoon of fun for friends and family.

**Educational Focus:** This activity engages children in creative and imaginative play through a puppet show, fostering fine motor skills, social interaction, and language development.

Making tickets and seaside biscuits incorporates **basic math skills and sensory exploration**, providing a holistic educational experience that promotes cognitive, social, and emotional growth.

For templates and resources, please refer to our **Finger Puppets and Miniature Theatre Templates**.

