












Old MacDonald Had a Farm

Icon Key

- | | | |
|---|--|---|
|  Listen – instructions, song or story |  Reading activity or story |  Writing and fine motor activities |
|  Recall – act on what they have heard |  Speaking activity to build reading skills |  Speaking and listening |
|  Discuss – communicate about something they have heard, seen or learned |  Listening activity to build reading skills |  Close of session |

Lesson-Specific Guidance

- This planning was developed in partnership with World Nursery Rhyme week and is not a compulsory component of the Phonics Shed SSP programme. It is designed for use with Nursery or Reception, but can be adapted for Key Stage 1 classes if required.
- The lyrics for the focus song are taken from the Piccolo Music versions
- The focus of this session is linked to Phonics Shed Chapter 1, Element 5, Our Voices
- The session is designed to run for approximately 30 minutes in total.

Phonics Shed Story:

Joe McDonald Had a Farm by Clare Henrys and Celine Choo (2021) [ISBN: 978-1803731360] – shed.ly/LLNABTW

Useful Vocabulary

farm	quack	coop	miaow	yowl	owl
farmer	ducklings	chicks	kittens	yip	tu-whit tu-who
animals	pen	cheep	purr	stable	goose
onomatopoeia	sheep	hen	caterwaul	horse	honk
barn	baa	chicken	kennel	neigh	turkey
cow	lambs	cluck	dog	whinny	gobble
moo	bleat	cockerel	woof	foal	bee
calves	sty	cock-a-doodle-	pups	field	hive
cattle	pig	doo	puppies	donkey	beehive
pond	oink	cockcrow	bark	hee-haw	buzz
duck	piglets	cat	yelp	tree	

Suggested External Texts:

- **Baa! Moo! What Will We Do?** by A. H. Benjamin (2006) [ISBN: 978-0671449018]
- **Big Red Barn** (Board Book) by Margaret Wise Brown (2014) [ISBN: 978-0694006243]
- **Farmyard Hullabaloo!** by Giles Andreae (2000) [ISBN: 978-1841215631]
- **Moo, Baa, La La La!** by Sandra Boynton (1982) [ISBN: 978-1845063399]
- **Noisy Farm** by Rod Campbell (2020) [ISBN: 978-1509898381]
- **Old Macdonald's Things That Go** by Jane Clarke (2016) [ISBN: 978-0857634061]
- **On The Farm** by Axel Scheffler (2018) [ISBN: 978-1509866946]
- **The Noisy Farm** by Axel Scheffler (2019) [ISBN: 978-1529010701]
- **Who's Hiding On The Farm?** by Axel Scheffler (2022) [ISBN: 978-1529084702]
- **A Year on Adam's Farm** by Adam Henson (2021) [ISBN: 978-0241452974]
- **My First Book of Farm Animals** by Zoë Ingram (2024) [ISBN: 978-1529516500]

Useful Links

World Nursery Rhyme Week: www.worldnurseryrhymeweek.com

Piccolo Music: push.fm/fl/old-macdonald-with-piccolo-music



Suggestions for Other Classroom Areas

Mark Making

- **Animal Tracks** – paint and small world animal and tractor figures
- Mark making with fingers in 'mud' (brown oobleck)

Reading

- See 'Suggested External Texts' on page 1
- shed.ly/LCZMKJZ
- shed.ly/LLNABTV

Numeracy

- Putting groups of small world animals into 'pens' or 'fields'
- Making tractor pictures from precut shapes and discussing them (e.g., "I used two circles; one big and one small.")

Small World

- Mini farmyard
- Tuff tray farmyard using different materials (gravel, sand, artificial grass, straw, etc.)

Role Play

- Farm
- Vets (farm animal/livestock specific)
- Animal costumes

Fine Motor

- **Sheep Shearing** – cover a box with a cotton wool roll and add a sheep's face; fluff out the cotton wool and add cotton wool balls into the tangle. Provide scissors and tweezers and ask the children to help to 'shear' the sheep.

Sand

- Very wet sand with pigs toys in
- Hidden plastic eggs in the sand to match with chicks or chickens of the same colour


Water

- Hook a duck
- Wash the muddy animals
- **Milk the Cow** – pierce tiny holes in the fingers of rubber gloves and hang them up over a water tray; allow the children to fill them with water

Craft and Malleable

- Creating 3D mini-fences with match or lolly sticks and dough for small world play
- Feathers and furry fabric

Music and ICT

- push.fm/fl/old-macdonald-with-piccolo-music
-  [Phonics Shed Soundboard](#) – Farm
- **Xylophone** – Learn how to play 'Old MacDonald' by matching the letters from **Resource 4** to the letters on a xylophone

Outdoor

- **Round Up the Sheep** – draw faces on to white, grey, brown and black balloons; release the 'sheep' and the children must collect them and sort them into their correct 'pens' (boxes).

Small Group/Circle Time


- **Shredded Wheat Cakes** – melt white chocolate and mix in crushed shredded wheat, spoon into cupcake cases and decorate with animal jelly sweets or chocolate eggs




Old MacDonald Had a Farm

Animal Sounds

Assessment Focus

 To recall the order things appear in a text

 To use voice sounds to represent different animals

Resources

- **Resources: 1-3**
- 'Old MacDonald' video from [Piccolo Music](#)
- 'Joe McDonald Had a Farm' story: shed.ly/LLNABTW

Recap

 Old MacDonald Had a Farm



Listen to the song from Piccolo Music and encourage the children to sing along to 'Old MacDonald Had a Farm'. Alternatively, you can use the lyric sheet on **Resource 1**.

Video Link: www.youtube.com/watch?v=8BKQY4eGYwk

Introduction

 **Story:**

"This is Old MacDonald's friend, Joe. Let's read his story."

Read the Phonics Shed 'Joe McDonald Had a Farm' story (shed.ly/LLNABTW).

Show the children the pages as you read and model running your hand along the text as you read to show that the text is telling you what to say (conveying meaning).

On this run through do not repeat page 5, as in the song, just read what is on each page.

Whole Group



Listen: Reread the story and adapt it to match the format of the song; repeat page 5 before introducing each animal and end with "Joe McDonald had a Farm. Ee, Igh, Ee, Igh, Oa."



Recall: Ask the children to add in the animal noises using their voices to make the animal sounds:


"With a ____, __ here and a ____, __ there. Here a ____, there a ____, everywhere a ____, __."



Discuss: Ask the children to talk to their partners about what other farm animals they could add and what sounds they make. Then switch partners and share their ideas.



Activity


 **Act It Out:** Ask the children to act out 'Old MacDonald' with random animals in small groups of three or four. Use the picture cards on **Resource 2** as prompts.


Simplify – makes animal noises when prompted as part of the song


Expect – sings whole song including animal noises

Extend – creates and recalls specific order for the song

Plenary

 Show animal cards one at a time from **Resource 3** and ask the children to sing the song including this animal; each verse they must add on the new animal and repeat the previous animal sounds, like in the Piccolo version of the rhyme.

 At the end of the song, ask the children to recall the order of the animals from our version of the song.


 Praise the children for what they have done well in the session and address any misconceptions.
"Today we used our voices to make animal noises while we sang 'Old MacDonald Had a Farm'. Our next Nursery Rhyme is 'The Big Ship Sails' and we will be using instruments to make sea sounds to go with the song."

RESOURCES

Old MacDonald Had a Farm – Animal Sounds

World Nursery Rhyme Week 2024 – Lesson 2

Copyright © 2024 Education Shed Ltd



Old MacDonald Had a Farm




Old MacDonald had a farm, Ee-Igh-Ee-Igh-Oa,
And in the **barn** there were some **cows**, Ee-Igh-Ee-Igh-Oa,
With a '**moo, moo**' here and a '**moo, moo**' there,
Here a '**moo**', there a '**moo**', everywhere a '**moo, moo**',
Old MacDonald had a farm, Ee-Igh-Ee-Igh-Oa.

Old MacDonald had a farm, Ee-Igh-Ee-Igh-Oa,
And on the **pond** there were some **ducks**, Ee-Igh-Ee-Igh-Oa,
With a '**quack, quack**' here and a '**quack, quack**' there,
Here a '**moo**', there a '**moo**', everywhere a '**moo, moo**',
Old MacDonald had a farm, Ee-Igh-Ee-Igh-Oa.








Old MacDonald had a farm, Ee-Igh-Ee-Igh-Oa,
And in the **pen** there were some **sheep**, Ee-Igh-Ee-Igh-Oa,
With a '**baa, baa**' here and a '**baa, baa**' there,
A '**quack, quack**' here and a '**quack, quack**' there,
Here a '**moo**', there a '**moo**', everywhere a '**moo, moo**',
Old MacDonald had a farm, Ee-Igh-Ee-Igh-Oa.

Old MacDonald had a farm, Ee-Igh-Ee-Igh-Oa,
And in the **sty** there were some **pigs**, Ee-Igh-Ee-Igh-Oa
With an '**oink, oink**' here and an '**oink, oink**' there,
A '**baa, baa**' here and a '**baa, baa**' there,
A '**quack, quack**' here and a '**quack, quack**' there,
Here a '**moo**', there a '**moo**', everywhere a '**moo, moo**',
Old MacDonald had a farm, Ee-Igh-Ee-Igh-Oa.



Old MacDonald had a farm, Ee-Igh-Ee-Igh-Oa,
And in the **coop** there were some **chicks**, Ee-Igh-Ee-Igh-Oa,
With a '**cheep, cheep**' here and a '**cheep, cheep**' there,
An '**oink, oink**' here and an '**oink, oink**' there,
A '**baa, baa**' here and a '**baa, baa**' there,
A '**quack, quack**' here and a '**quack, quack**' there,
Here a '**moo**', there a '**moo**', everywhere a '**moo, moo**',
Old MacDonald had a farm, Ee-Igh-Ee-Igh-Oa.







Old MacDonald Had a Farm



G	G	G	D	E	E	D	B	B	A	A	G			
			D	G	G	G	D	E	E	D				
		B	B	A	A	G	D	D	G	G	G	G	G	G
G	G	G	G	G	G									
G	G	G	G	G	G		G	G	G					
		D	E	E	D		B	B	A	A	G			