












The Big Ship Sails

Icon Key

- | | | |
|---|--|---|
|  Listen – instructions, song or story |  Reading activity or story |  Writing and fine motor activities |
|  Recall – act on what they have heard |  Speaking activity to build reading skills |  Speaking and listening |
|  Discuss – communicate about something they have heard, seen or learned |  Listening activity to build reading skills |  Close of session |

Lesson-Specific Guidance

- This planning was developed in partnership with World Nursery Rhyme week and is not a compulsory component of the Phonics Shed SSP programme. It is designed for use with Nursery or Reception, but can be adapted for Key Stage 1 classes if required.
- The lyrics for the focus song are taken from the Piccolo Music versions
- The focus of this session is linked to Phonics Shed Chapter 1, Element 4, Instrumental Sounds
- The session is designed to run for approximately 30 minutes in total.

Useful Vocabulary

accordion	depths	large	reef	surf
azure	dock	massive	roar	swell
big	drift	nautical	sail	swoosh
blue	enormous	ocean	sank	tide
boat	float	ocean drum	sea	trumpet
coast	flute	oceanic	seascape	turquoise
captain	greenish-blue	percussion	September	vessel
crash	harbour	pitter-patter	ship	water
crew	horn	plop	sink	waves
cymbals	huge	rainmaker	slosh	
deep	instruments	recorder	splash	

Suggested External Texts:

- **The Boy Who Sailed the World** by Julia Green (2022) [ISBN: 978-1788452335]
- **The Goat and the Stoat and the Boat** by Em Lynas (2023) [ISBN: 978-1839944215]
- **Boats!: And Other Things That Float** by Maria Brzozowska and Bryony Davies (2021) [ISBN: 978-1783126408]
- **Encyclopedia of Ships & Boats** by North Parade Publishing (2011) [ISBN: 978-0755494934]
- **Meet the Oceans** by Caryl Hart (2021) [ISBN: 978-1526603630]
- **Ocean Full of Wonder** by Anna Smithers (2023) [ISBN: 978-1838339166]
- **Rosa's Big Boat Experiment** by Jessica Spanyol (2020) [ISBN: 978-1786283634]
- **See Inside Ships** by Conrad Mason (2010) [ISBN: 978-1409519034]
- **See Under the Ocean** by Peter J (2024) [ISBN: 979-8884740112]
- **The Story of the Titanic for Children** by Joe Fullman (2018) [ISBN: 978-1783123353]
- **What a Submarine Sees** by Laura Knowles (2021) [ISBN: 978-1783126149]

Useful Links

World Nursery Rhyme Week: www.worldnurseryrhymeweek.com
Piccolo Music: push.fm/fl/the-big-ship-sails-with-piccolo-music



Suggestions for Other Classroom Areas

Mark Making

- **Secret Writing** – draw with white wax and paint over it with watercolour paint to reveal the drawing
- Mark making with fingers on reversible sequin fabrics

Reading

- See 'Suggested External Texts' on page 1

Numeracy

- **Treasure Maps** – Make treasure maps using **Resource 2** and begin to talk about grid references, using positional language.
- Making boat pictures from precut shapes and discussing them (e.g., "I used two triangles; one big and one small.")

Small World

- Under the sea
- Pirate ship
- Treasure island

Construction

- Build a ship

Role Play

- Ship
- Pirates
- Marine biologist

Sensory

- **Relaxation** – under the sea music and themed yoga
- **Spaghetti** – cook spaghetti; put in a bag with 1tsp of alcohol gel and food colouring and mixed until combined; rinse and play

Sand

- Finding buried treasure
- Shells and pebbles
- Mixing sand and water together


Water

- Floating and sinking
- Jelly play (blue)
- Sea creatures
- Catching fish with magnets or nets

Craft

- Making an ocean drum (**Resource 3**)
- Making and testing boats
- **Origami Fish and Other Sea Creatures** by Nick Robinson (2018) [ISBN: 978-0804849548]

Music and ICT

- push.fm/fl/the-big-ship-sails-with-piccolo-music
 [Phonics Shed Soundboard](#) – Beach

Outdoor

- **Water Writing** – use water as a temporary paint on dry floor, walls or fences; brushes or water sprayers can be used
- Treasure hunt

Small Group/Circle Time

- Learn the makaton signs for 'The Big Ship Sails': www.youtube.com/watch?v=eVXWZR7esn0
- Make an origami boat using instructions from **Resource 4**




Phonics Shed

The Big Ship Sails

Seascape



Assessment Focus

-  To create sounds for a purpose using a range of instruments
-  To identify instruments from the sounds they make
-  To begin to infer meaning from words and images

Resources

- Resource 1** tambourine, maracas, rain sticks, triangles, bells, cymbals,
- ['The Big Ship Sails' video from Piccolo Music](#) xylophone, glockenspiel, güiro or scrapers
- A selection of basic percussion instruments, e.g., drum,

Recap

The Big Ship Sails



Listen to the song from Piccolo Music and encourage the children to sing along to 'The Big Ship Sails'. Alternatively, you can use the lyric sheet on **Resource 1**.

Video Link: www.youtube.com/watch?v=9dDoptau7B0

Introduction

Discuss:

Re-watch the first three verses of the video and listen out for the instruments in the background.

Pause after the first verse and chorus (approximately 0:30) to discuss the mood of the music and the instruments in the background (happy).

Pause again at approximately 0:55 after the second verse and chorus, discuss the words and what they think they mean: 'The captain said it will never do'. Does the instrumental music match the mood of the captain? How do the children think the captain is feeling? What can he see?

Pause a final time after the third verse and chorus (approximately 1:18). The ship has now sunk. How do the children think the captain and crew would feel about that? Does the instrumental music match that feeling?

Whole Group



Listen: While the instruments are covered or hidden, ask the children to listen to the sounds they make. Play one at a time and briefly discuss.




Recall: Show the children the instrument and play it again. Do they know the name? Name all the instruments and briefly discuss.



Discuss: Talk about the instrument in terms of the song; what could the instrument represent? Maybe a feeling (happy, sad, panic) or an environmental sound (like the water or the boat).



Activity


 **Seascape:** Give the children access to a selection of instruments and allow them to explore. Tell the children we will be playing them to accompany the song. You may wish to scaffold by asking them to pick an instrument for a specific purpose: ask them to choose an instrument to represent the water/ sadness/ happiness/ the ship.

Simplify – explore instruments


Expect – attribute instruments to environmental sounds or feelings

Extend – give the instruments a place in the song

Plenary

 Sing chorus and accompany with instruments while following different instructions e.g., loud, quiet, stormy, calm, slow, fast.

Sing the whole song without accompaniment using **Resource 1** and ask the children play their chosen instrument quietly at the time they think is appropriate.

 Praise the children for what they have done well in the session and address any misconceptions.
“Today we used instruments to make sound effects to accompany the song ‘The Big Ship Sails’. Our next Nursery Rhyme is ‘Incy Wincy Spider’ and we will be using actions as we sing the song.”

RESOURCES

The Big Ship Sails – Seascape



The Big Ship Sails



The big ship sails on the alley alley oh,
The alley alley oh,
The alley alley oh.

The big ship sails on the alley alley oh,
On the last day of September.

Alley alley oh, alley oh,
On the last day of September.

The captain said it'll never never do,
Never never do,
Never never do.

The captain said it'll never never do,
On the last day of September.

Alley alley oh, alley oh,
On the last day of September.

The big ship sank to the bottom of the sea,
The bottom of the sea,
The bottom of the sea.

The big ship sank to the bottom of the sea,
On the last day of September.

Alley alley oh, alley oh,
On the last day of September.

We all dip our heads in the deep blue sea,
The deep blue sea,
The deep blue sea.

We all dip our heads in the deep blue sea,
On the last day of September.

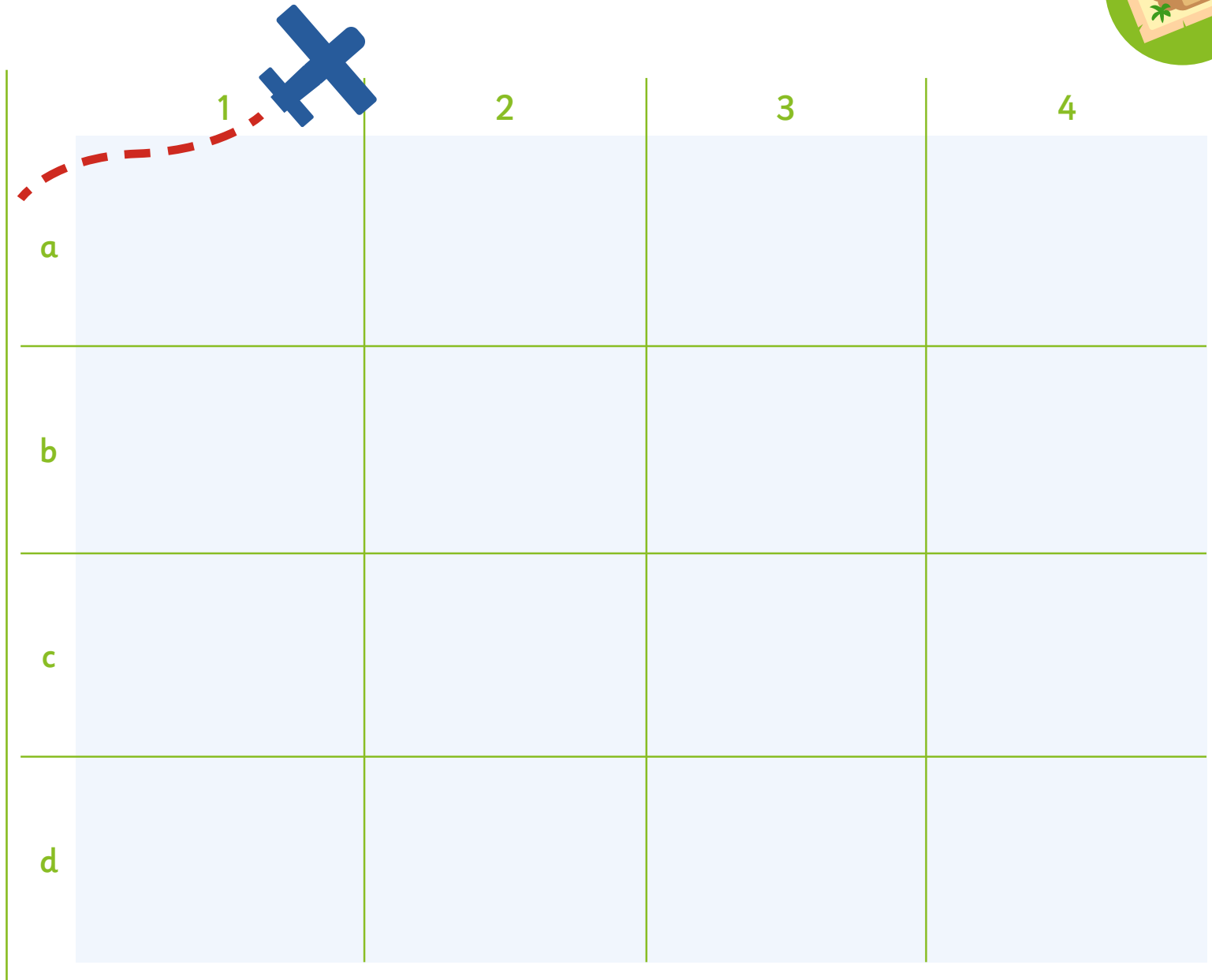
Alley alley oh, alley oh,
On the last day of September.

Treasure Map



Key

-
-
-
-
-



How to Make an Ocean Drum



Step 1: Pick a drum

- Shoebbox
- Empty packages
- Crisp tube
- Cereal box
- Plastic food containers with lids




Step 2: Fill it



- Rice
- Dried corn
- Dried beans
- Sand
- Dry Pasta
- Lentils
- Salt



Step 3: Secure all openings with sticky tape



Step 4: Decorate with an ocean theme.



How to Make a Paper Boat




Start with a sheet of A4 paper...



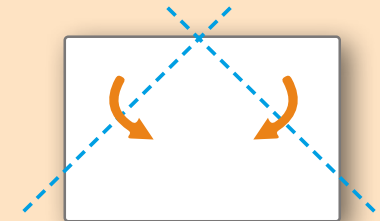
1

Fold it in half



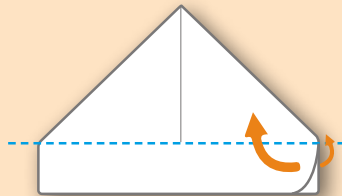
2

Fold in both corners into the centre so it forms a triangle shape.



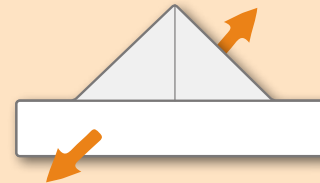
3

Fold the bottom flap up on both sides.




4

Pull both sides out and flatten it. It should now look like a diamond shape.



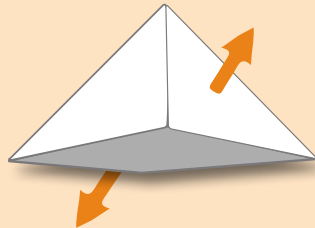
5

Fold up both sides of the diamond. It should now look like a smaller triangle.



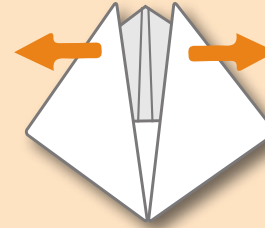
6

Pull out the sides the other way. It should now look like a diamond again.



7

Pull out the sides and it should now look like a boat!



8

A paper boat!

